


# THUNDER BAY POINT-IN-TIME COUNT 2018

# 474

people experiencing homelessness were surveyed during a 24 hour period on April 21st & 22nd

## Where are they staying?



## Who are they?

63.5% are male and 35.2% are female (0.9% did not respond\*)



6.5% identify as LGBTQ (2.3% did not respond\*)

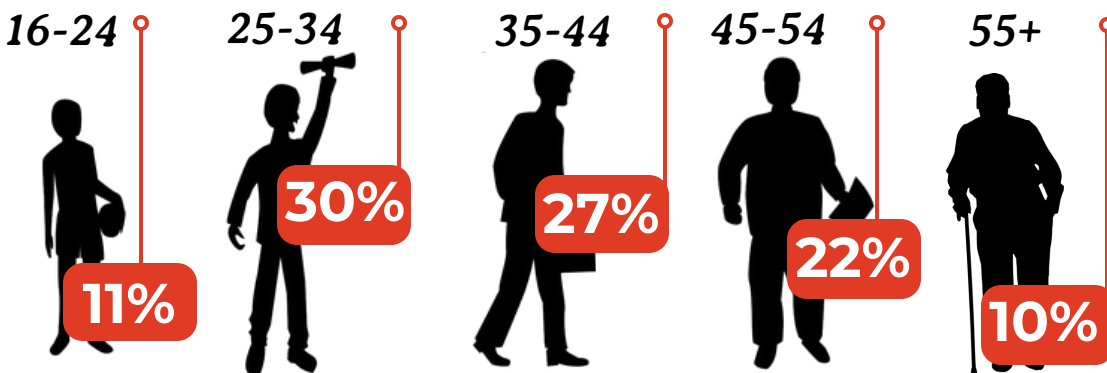


7.0% are veterans (0.8% did not respond\*)



\*Non-responses include don't know, decline to answer and unclear/blank responses

## How old are they?



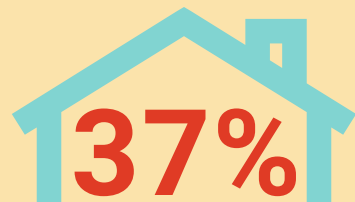
# 66%

identify as Indigenous



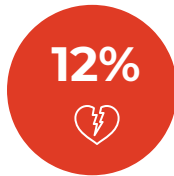
# 61%

of respondents first experienced homelessness before turning 25



37% spent time in foster care and/or a group home

## Why are they homeless?



The most common factors identified as contributing to recent housing loss include:

- **Addiction or substance use**
- **Conflict with spouse/partner**
- **Unable to pay rent or mortgage**

## How long and how many times are they experiencing homelessness?

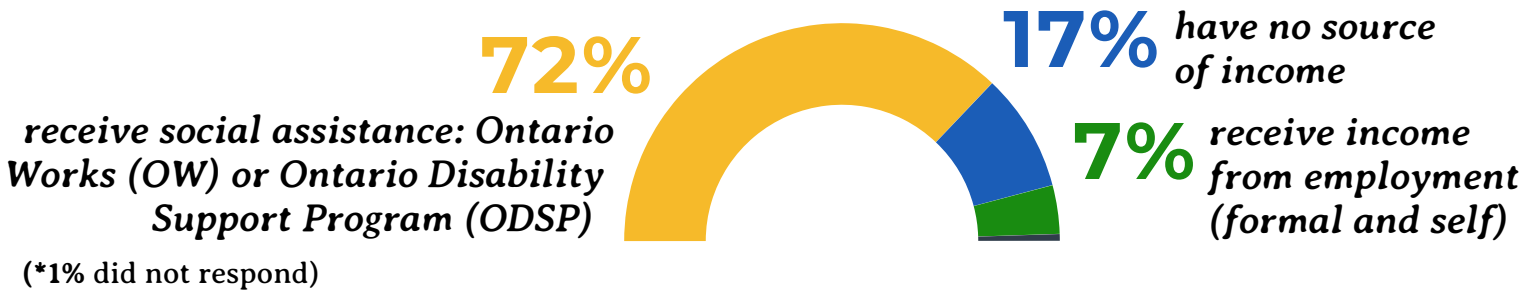


**59%** of respondents were chronically homeless - homeless for 6 months or more in the past year



**21%** of respondents were episodically homeless - homeless 3 or more times in the past year

## What are their sources of income?\*



## Where are they from?



Of the people who have moved here, **62%** are from other communities in Ontario and **19%** are from outside Ontario. **19%** have lived in Thunder Bay for less than 1 year.