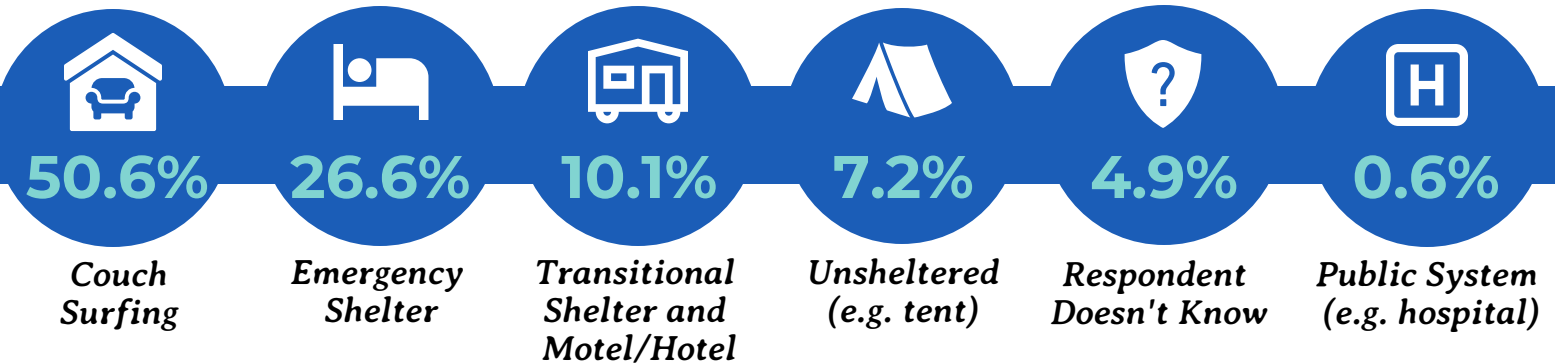


THUNDER BAY POINT-IN-TIME COUNT 2018

474

people experiencing homelessness were surveyed during a 24 hour period on April 21st & 22nd

Where are they staying?



Who are they?

63.5% are male and 35.2% are female (0.9% did not respond*)



6.5% identify as LGBTQ (2.3% did not respond*)

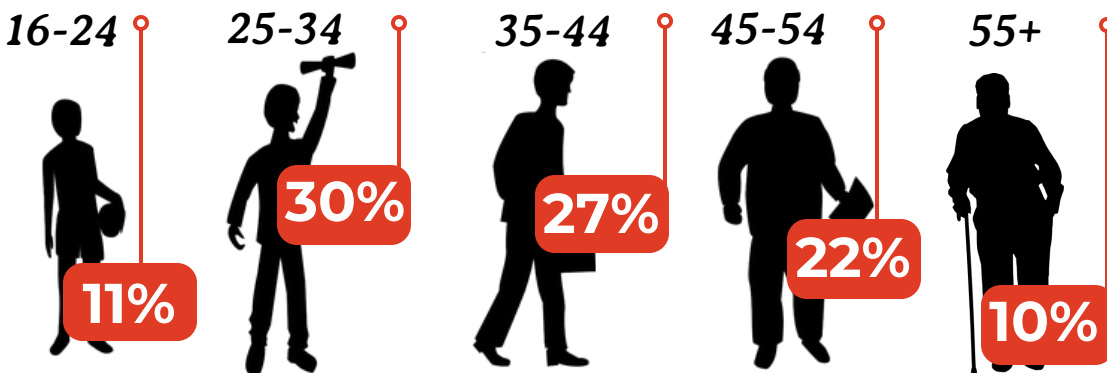


7.0% are veterans (0.8% did not respond*)



*Non-responses include don't know, decline to answer and unclear/blank responses

How old are they?



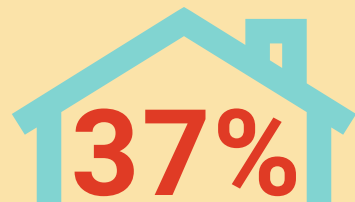
66%

identify as Indigenous



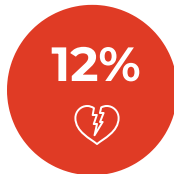
61%

of respondents first experienced homelessness before turning 25



37% spent time in foster care and/or a group home

Why are they homeless?



The most common factors identified as contributing to recent housing loss include:

- **Addiction or substance use**
- **Conflict with spouse/partner**
- **Unable to pay rent or mortgage**

How long and how many times are they experiencing homelessness?




59% of respondents were chronically homeless - homeless for 6 months or more in the past year



21% of respondents were episodically homeless - homeless 3 or more times in the past year

What are their sources of income?*

72% receive social assistance: Ontario Works (OW) or Ontario Disability Support Program (ODSP)



17% have no source of income

7% receive income from employment (formal and self)

(*1% did not respond)

Where are they from?

26% of respondents have always lived in Thunder Bay



Of the people who have moved here, 62% are from other communities in Ontario and 19% are from outside Ontario. 19% have lived in Thunder Bay for less than 1 year.